



*zahnkunstbilder.ch*

## Aus Karies wird Kunst

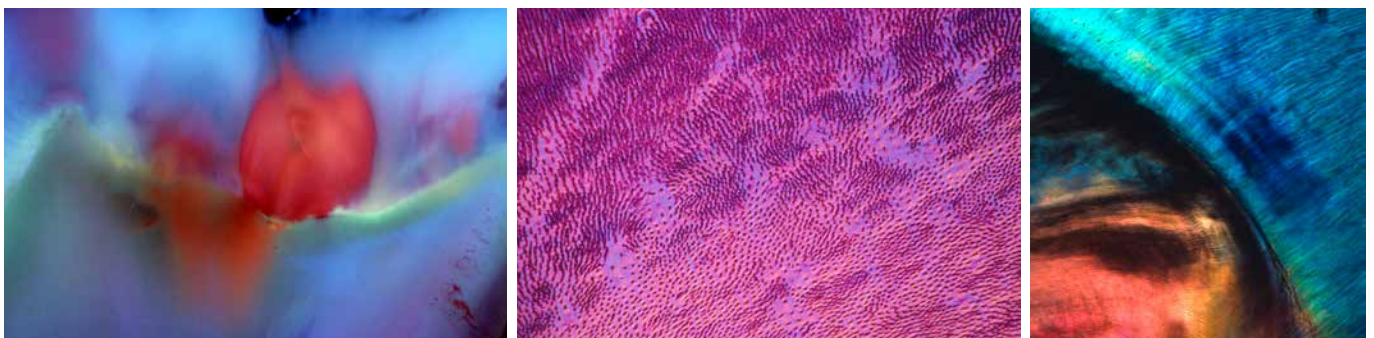
Alle Bilder sind während Forschungsexperimenten entstanden. Diese Experimente hatten zum Ziel, Karies und andere Krankheiten der Zähne möglichst früh und richtig zu erkennen.

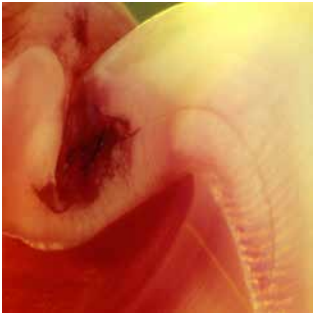

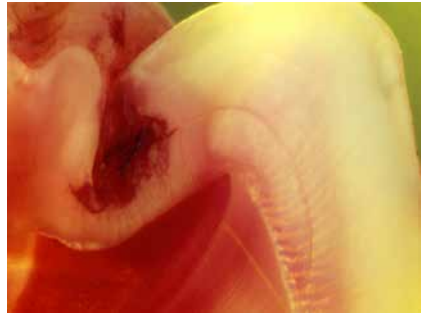


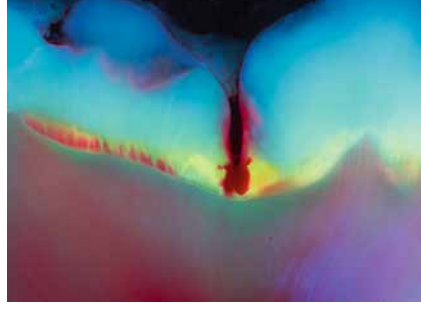
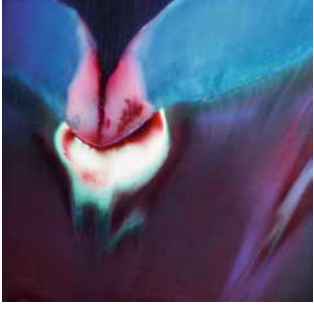


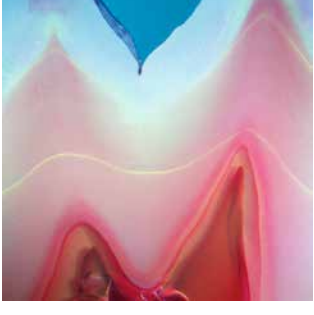


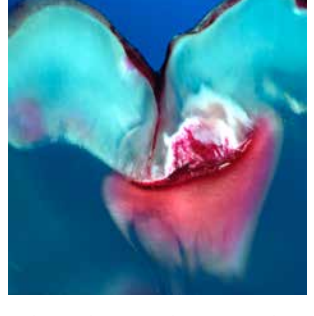
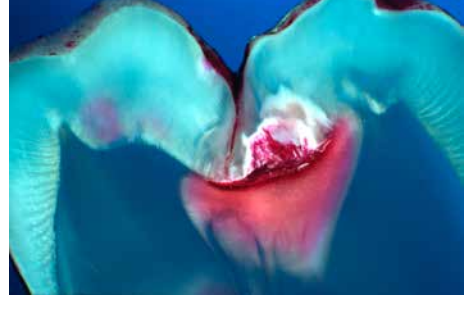

Dass dabei Bilder entstehen, welche bunt leuchten, hat mit den angewendeten Färbemethoden sowie mit dem verwendeten polarisierten Licht zu tun. Photoshop oder ähnliche Programme wurden nicht verwendet.

Alle Bilder sind auf Aluminiumverbundplatten aufgezogen und in verschiedenen Grössen erhältlich.









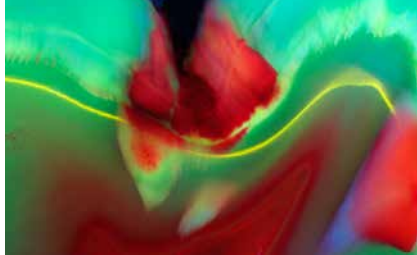



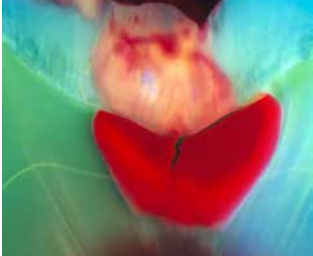


<b>Grösse A60</b>	60 x 60 cm	CHF 200.–
<b>Grösse A80</b>	80 x 80 cm	CHF 290.–
<b>Grösse B</b>	60 x 40 cm	CHF 180.–
<b>Grösse C</b>	90 x 60 cm	CHF 260.–
<b>Grösse D</b>	150 x 100 cm	CHF 590.–
<b>Grösse E</b>	100 x 75 cm	CHF 360.–
<b>Grösse F</b>	120 x 90 cm	CHF 480.–

Bestellungen aus Deutschland oder Österreich bitte in Euro begleichen.  
(Preis in CHF -10 % = Preis in €).








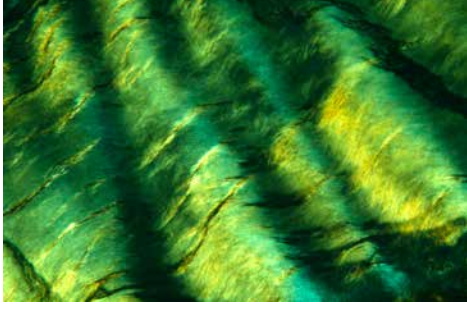









Nr.	Grösse A (quadratisch)	Größen B, C und D (3:2)	Größen E und F (4:3)
1			
Wachstumslinie und Schmelzkaries			
2			
Schmelzkaries			
3			
Schmelz- und Dentinkaries			
4			
Gesunder Zahn mit Wachstumslinien			
5			
Schmelz- und Dentinkaries			


















Nr.	Grösse A (quadratisch)	Grössen B, C und D (2:3)	Grössen E und F (3:4)
6			
Dentinkaries			
7			
Schmelz- und Dentinkaries			
8			
Schmelz- und Dentinkaries sowie Wachstumslinien			
9			
Schmelz- und Dentinkaries			
10			
Schmelz- und Dentinkaries sowie Wachstumslinie			

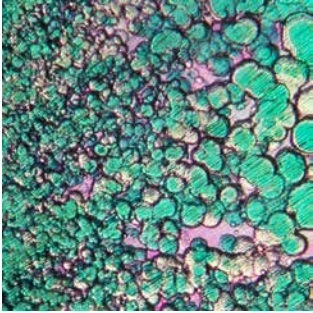
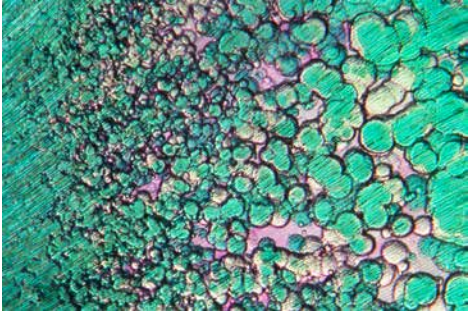

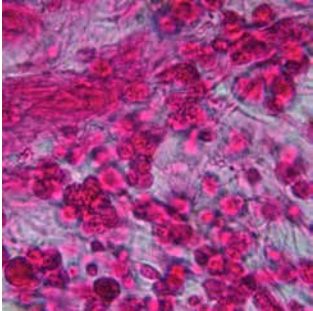
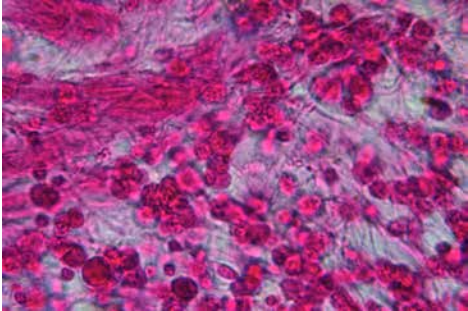
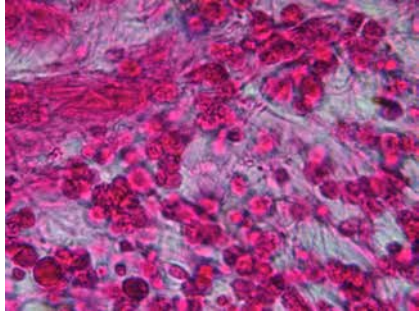
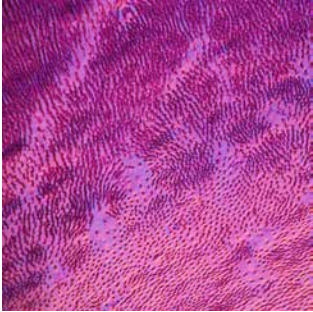
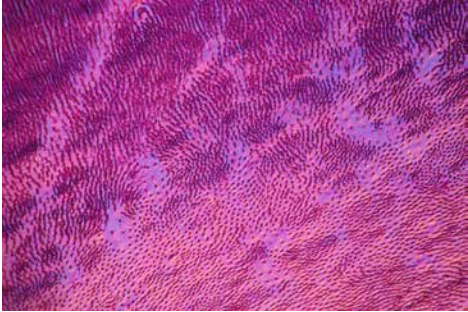
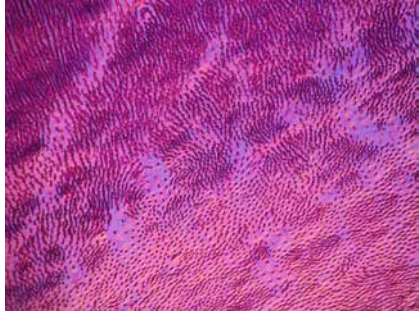
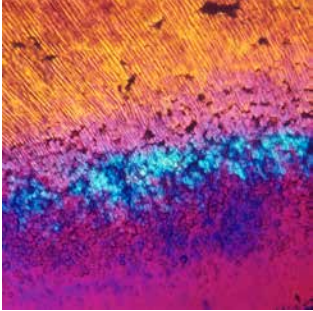







Nr.	Grösse A (quadratisch)	Größen B, C und D (3:2)	Größen E und F (4:3)
11			
Zahnschmelz: Hunter-Schreger'sche Streifung			
12			
Zahnschmelz: Hunter-Schreger'sche Streifung			
13			
Zahnschmelz: Hunter-Schreger'sche Streifung			
14			
Zahnschmelz: Hunter-Schreger'sche Streifung			
15			
Schmelz und Dentin: Schmelzbüschel und Schmelzspindeln			

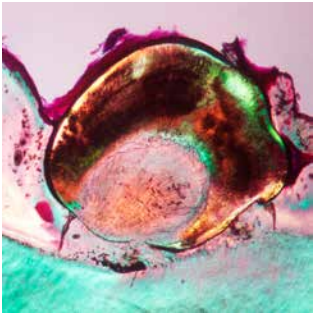
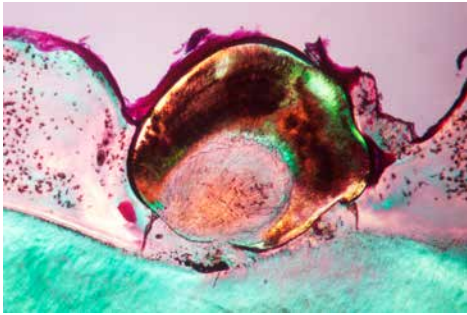
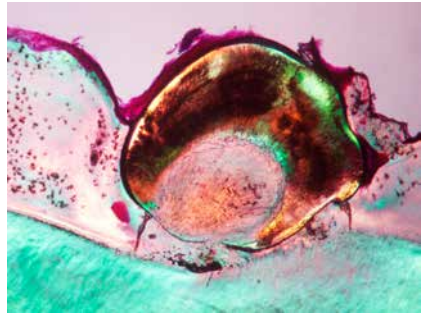
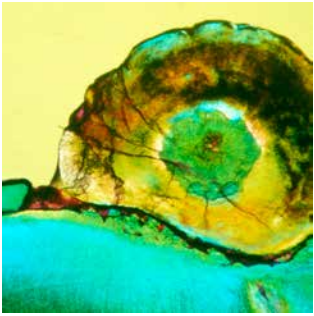
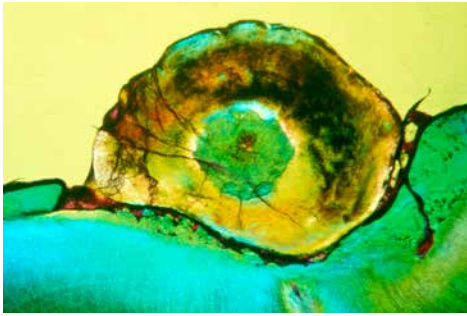
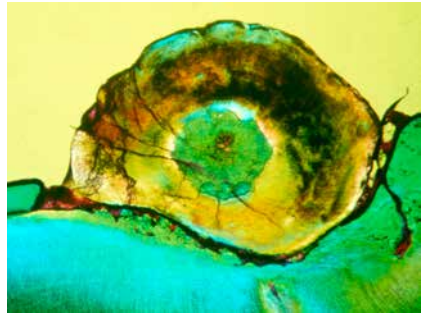
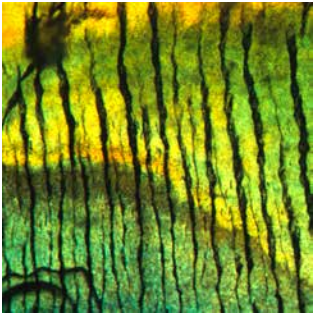





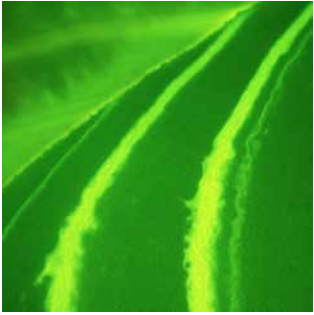
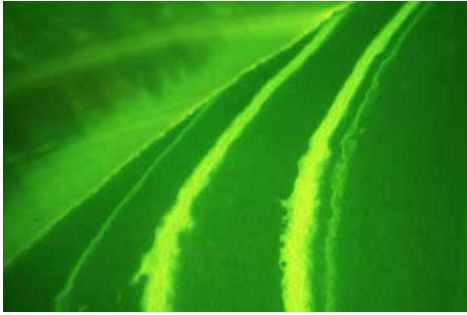



Nr.	Grösse A (quadratisch)	Grössen B, C und D (3:2)	Grössen E und F (4:3)
16			
Schmelz und Dentin: Schmelzbüschel und Schmelzspindeln			
17			
Schmelz und Dentin: Schmelzbüschel und Schmelzspindeln			
18			
Schmelz und Dentin: Schmelzbüschel und Schmelzspindeln			
19			
Schmelz und Dentin: Schmelzbüschel und Schmelzspindeln			
20			
Schmelz und Dentin: Schmelzbüschel und Schmelzspindeln			

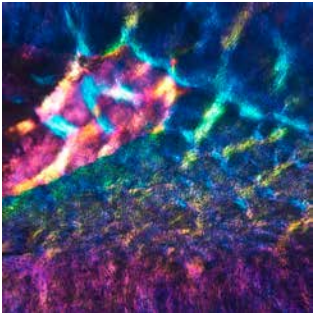
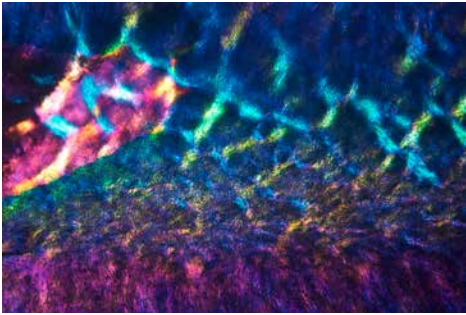
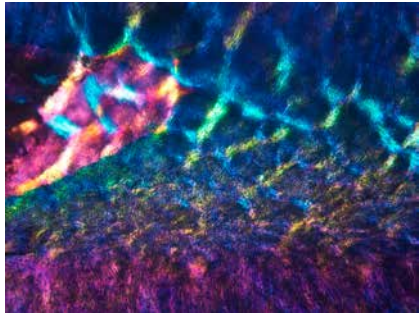
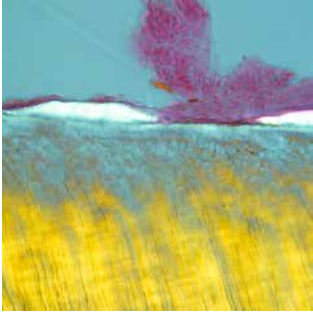
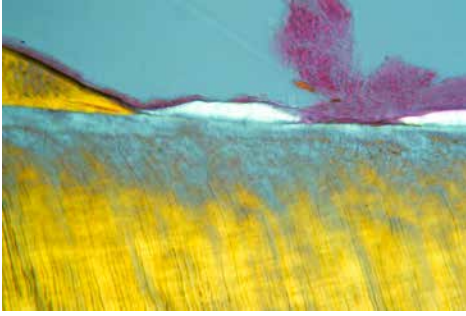












Nr.	Grösse A (quadratisch)	Grössen B, C und D (3:2)	Grössen E und F (4:3)
21			
Interglobulardentin			
22			
Pulpa			
23			
Dentinkanälchen			
24			
Schmelz-Dentingrenze			
25			
Schmelzperle			

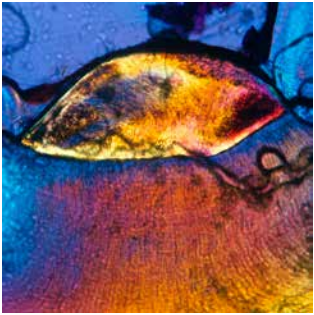
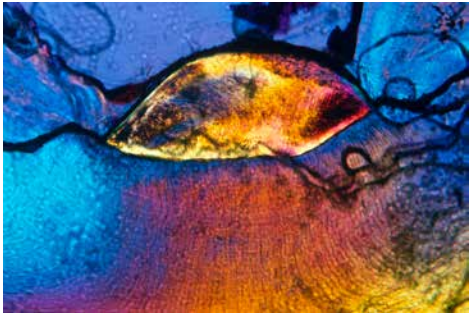
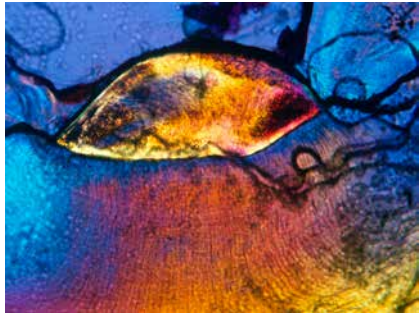
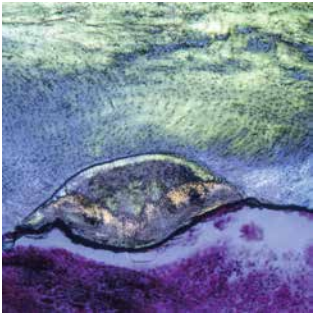
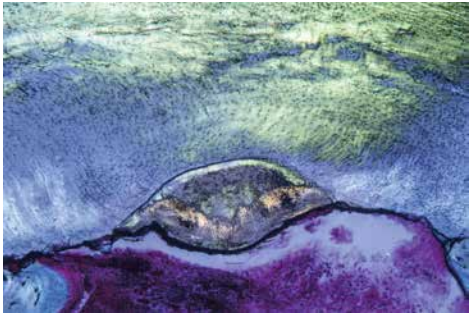
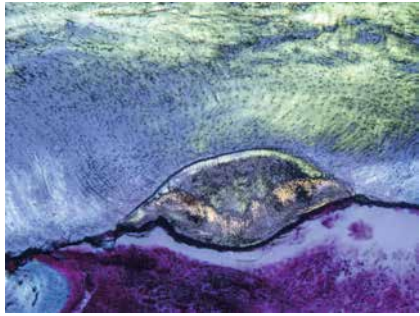


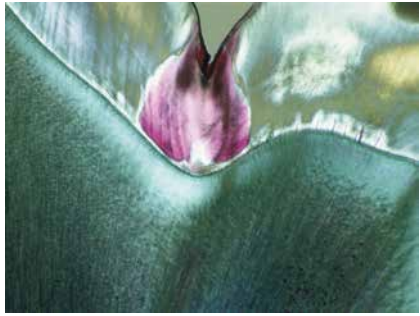
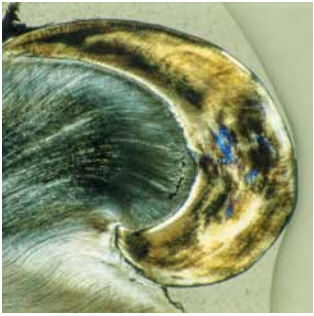
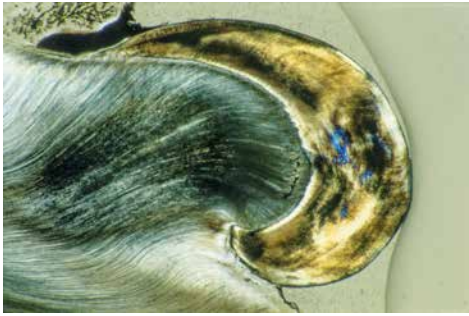
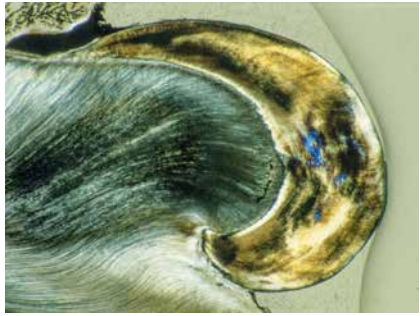





Nr.	Grösse A (quadratisch)	Grössen B, C und D (3:2)	Grössen E und F (4:3)
26			
27			
28			
29			
30			
	Wachstumslinien im Schmelz und Dentin		

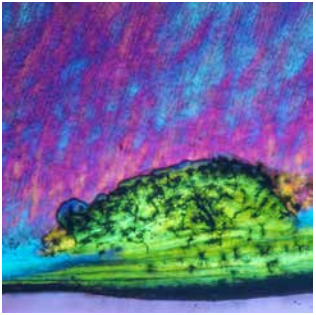
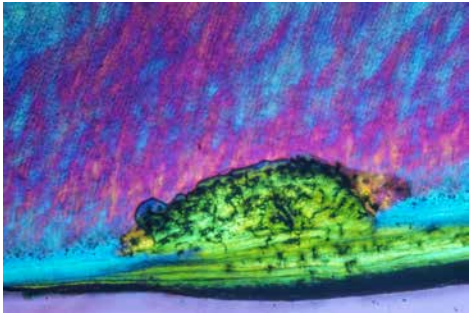
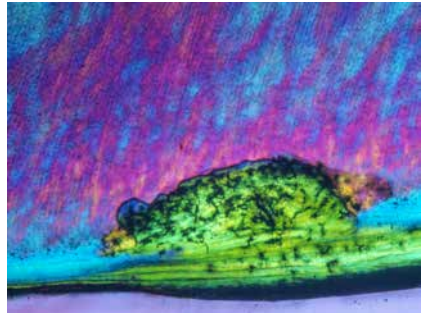


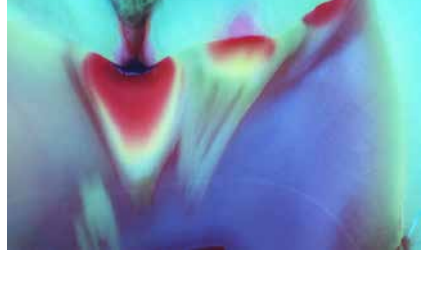








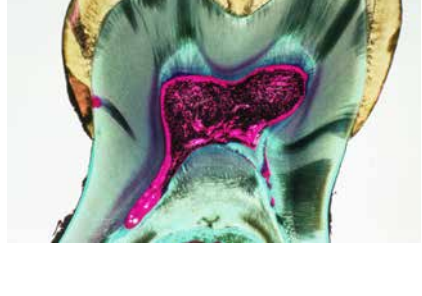


Nr.	Grösse A (quadratisch)	Größen B, C und D (3:2)	Größen E und F (4:3)
31			
Interglobulardentin			
32			
Schmelz-Zementgrenze			
33			
Zement			
34			
Schmelz-Dentingrenze			
35			
Schmelz-Dentingrenze			




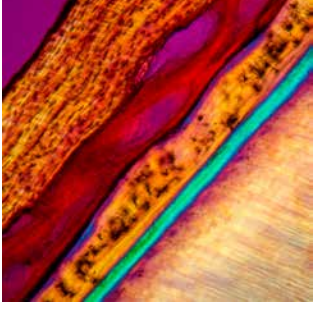
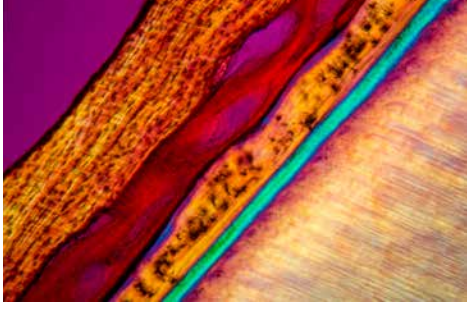





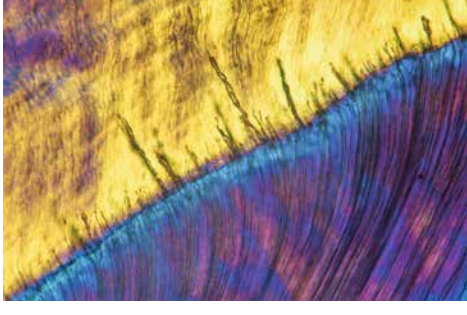
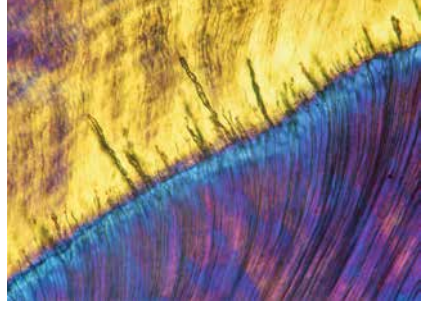

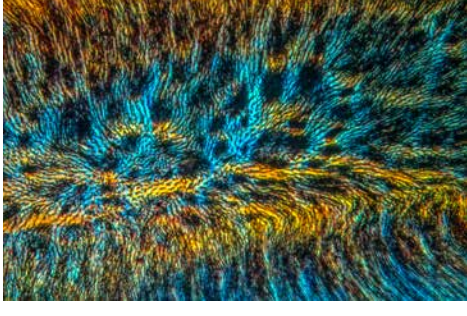



Nr.	Grösse A (quadratisch)	Größen B, C und D (3:2)	Größen E und F (4:3)
36			
37			
38			
39			
40			

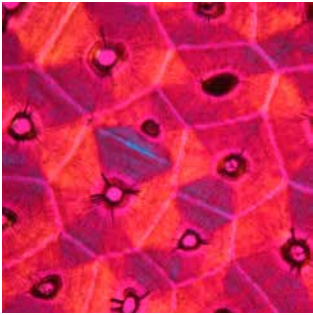
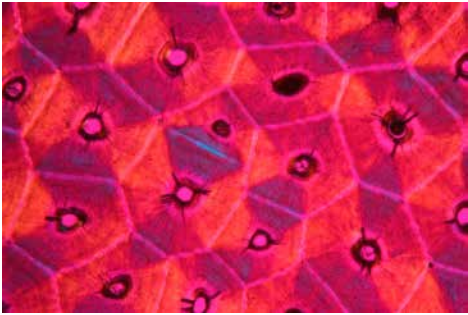
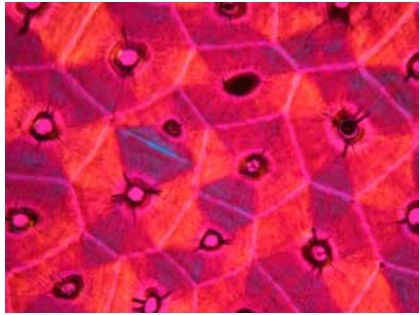



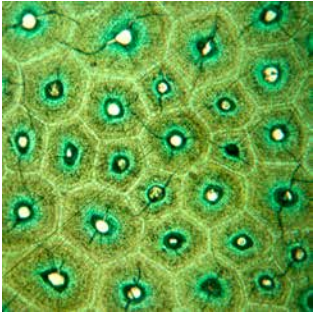
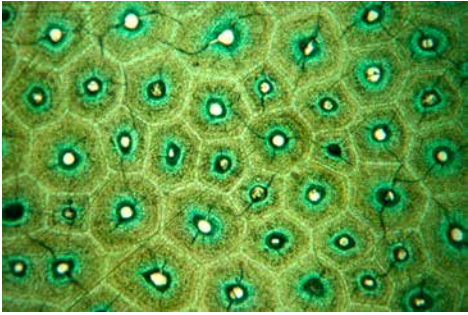
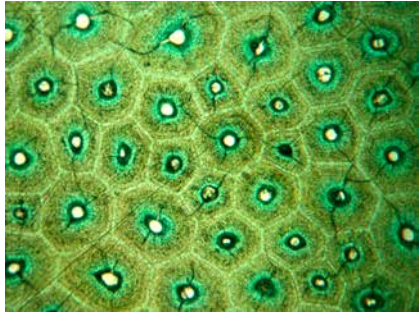





Nr.	Grösse A (quadratisch)	Grössen B, C und D (3:2)	Grössen E und F (4:3)
41			
Schmelzperle			
42			
Schmelz- und Dentinkaries			
43			
Schmelz- und Dentinkaries			
44			
Vielhöckriger Zahn			
45			
Abrasionen und Karies			

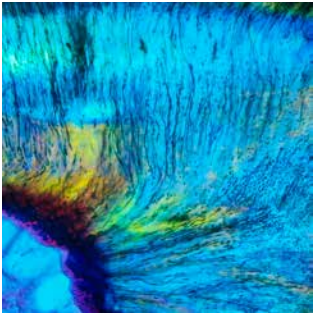
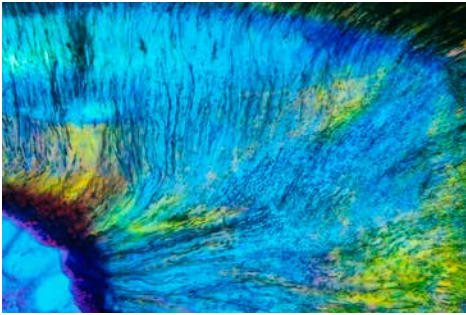
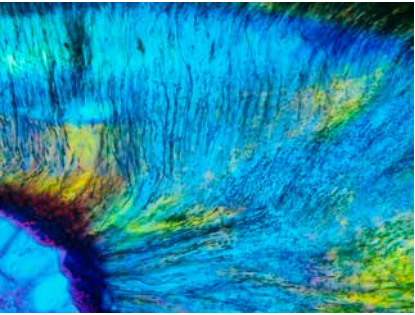
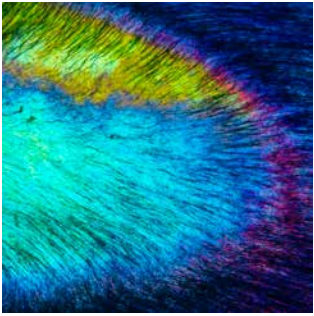
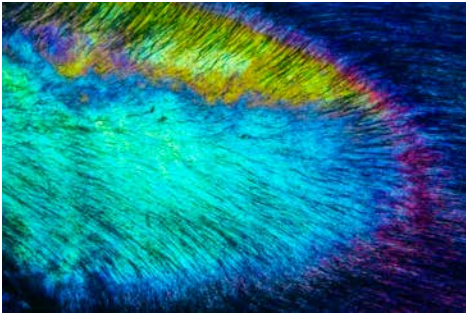
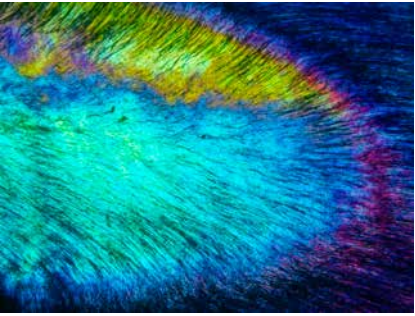



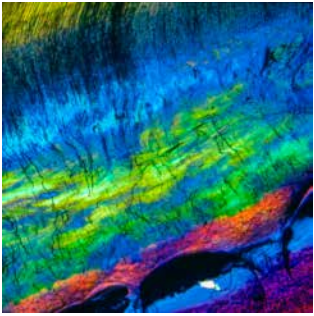
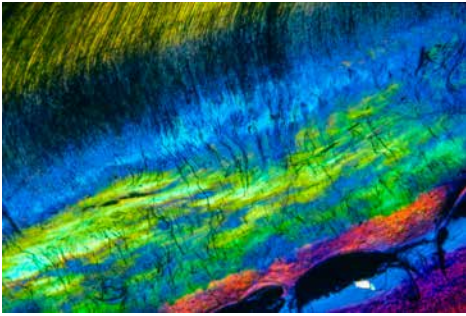
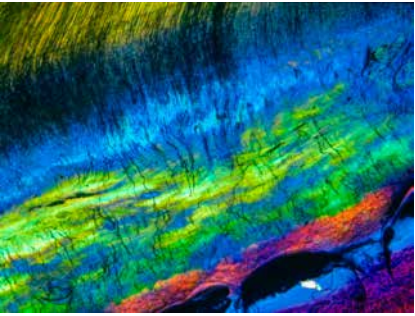


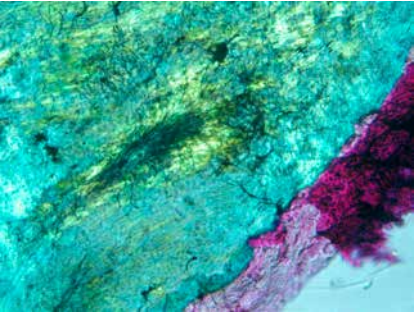


Nr.	Grösse A (quadratisch)	Grössen B, C und D (3:2)	Grössen E und F (4:3)
46			
Interglobulardentin und Schmelz			
47			
Parodont			
48			
Schmelz und Dentin			
49			
Schmelz und Dentin			
50			
Wurzeldentin			




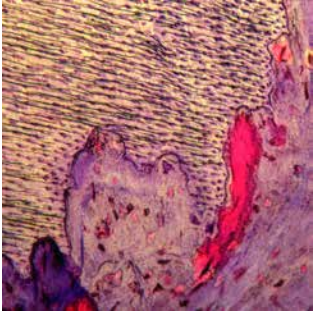
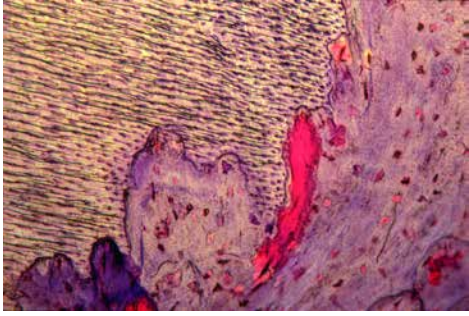
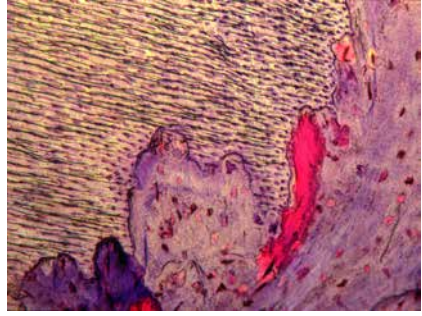

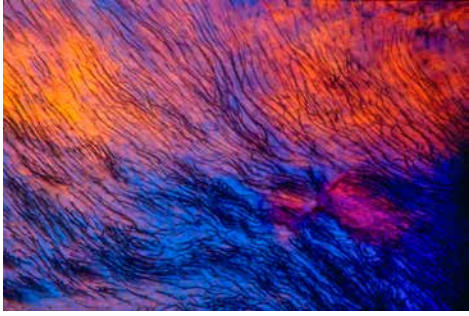
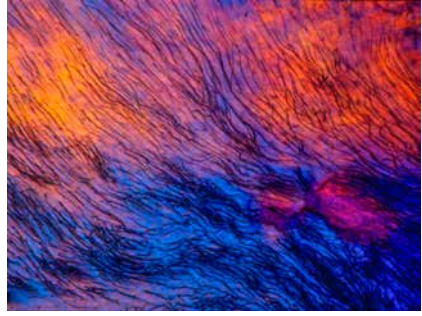
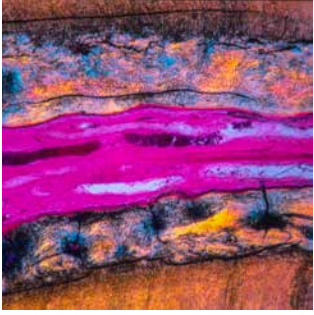
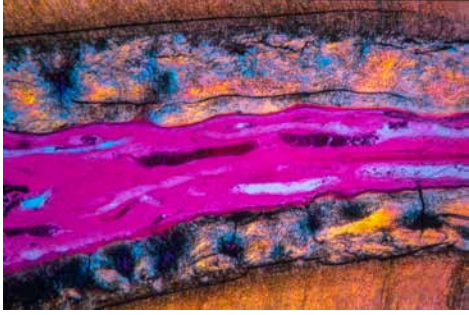
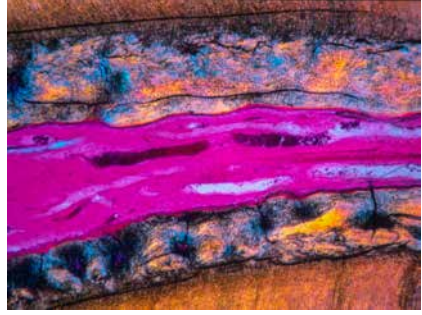
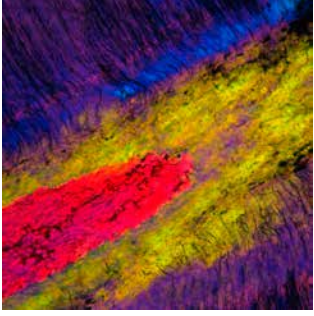
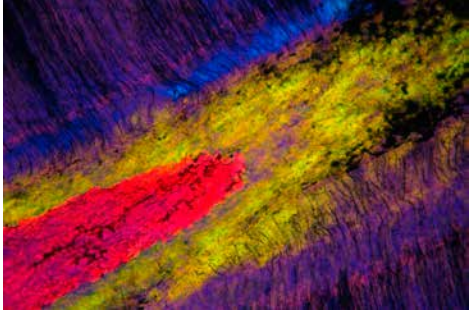
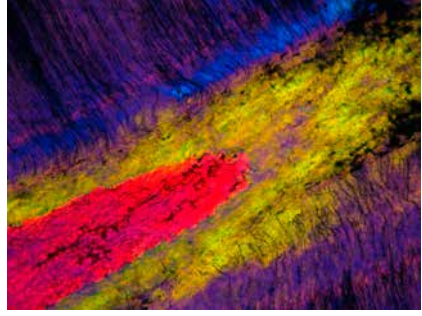


Nr.	Grösse A (quadratisch)	Größen B, C und D (3:2)	Größen E und F (4:3)
51			
	Dentin Urschwein		
52			
	Dentin Urschwein		
53			
	Dentin Urschwein		
54			
	Dentin Urschwein		
55			
	Dentin Urschwein		

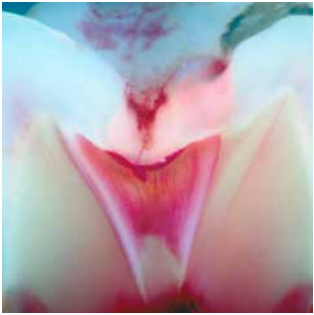
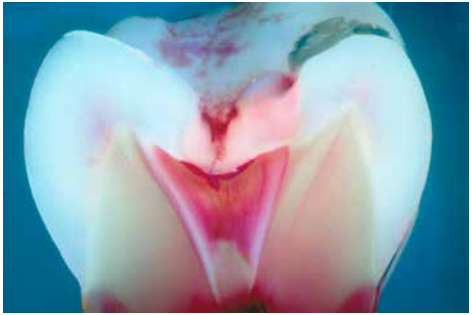
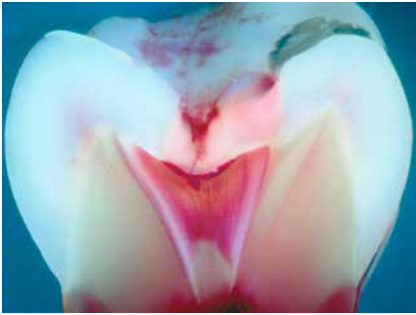






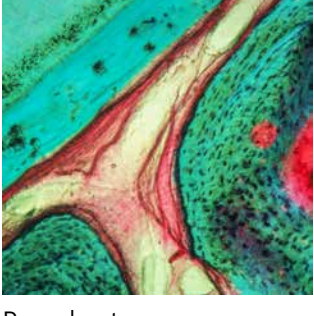
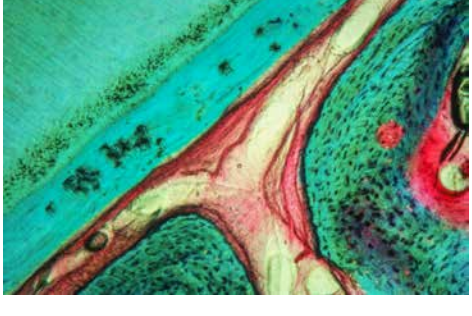
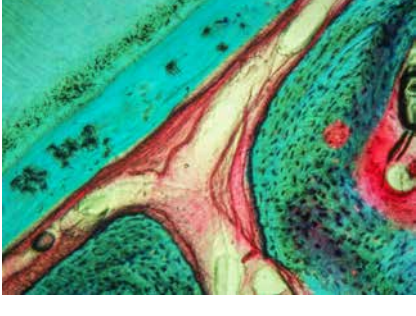
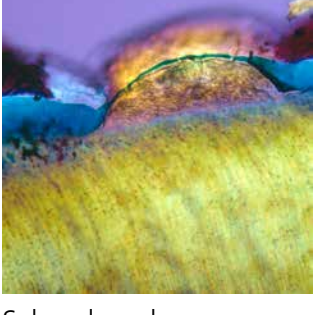
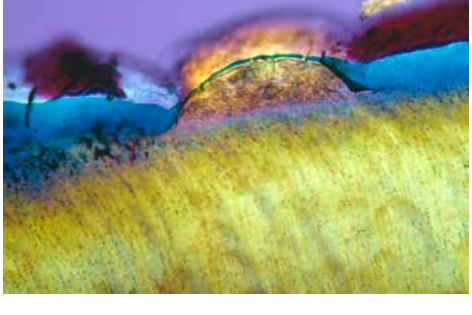
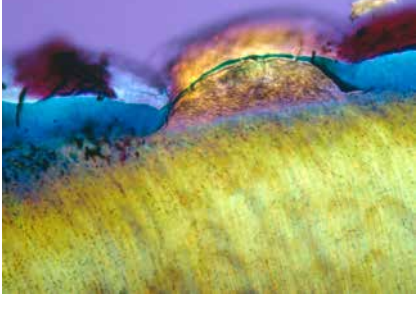


Nr.	Grösse A (quadratisch)	Größen B, C und D (3:2)	Größen E und F (4:3)
56			
Dentin			
57			
Dentin			
58			
Dentin			
59			
Dentin			
60			
Dentin			

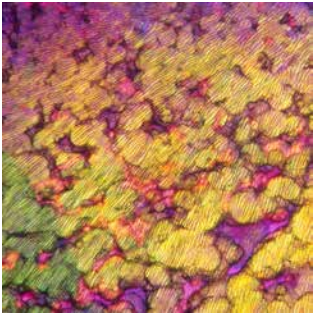
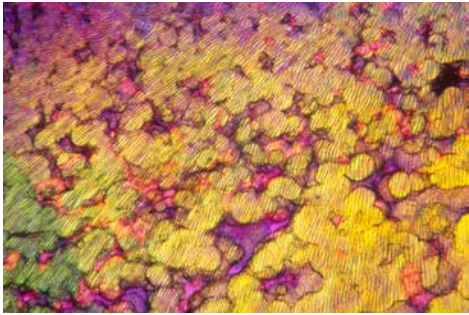
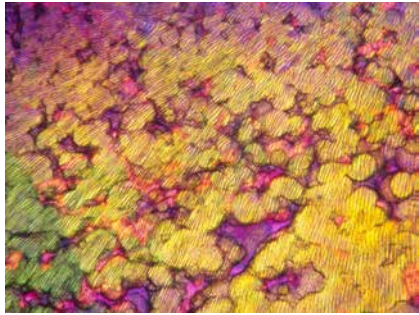
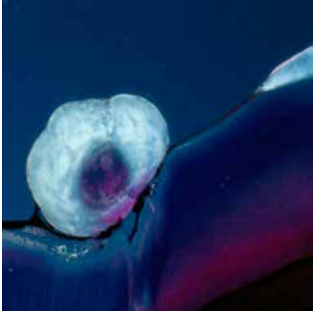

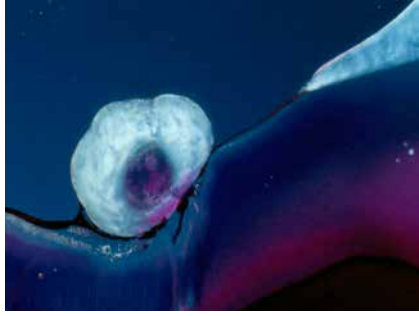

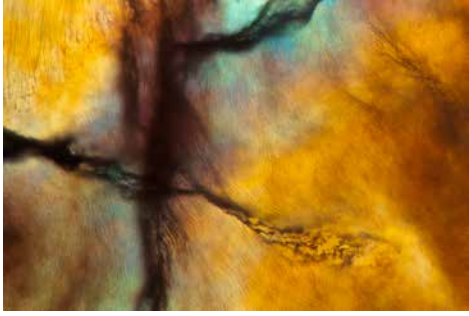
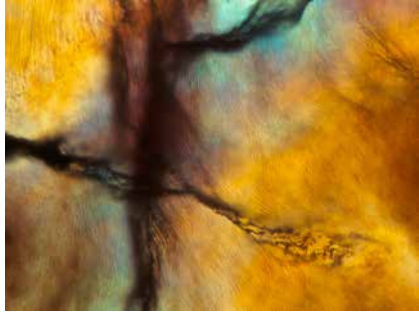





Nr.	Grösse A (quadratisch)	Größen B, C und D (3:2)	Größen E und F (4:3)
61			
Schmelz und Dentin: Schmelzbüschel und Schmelzspindeln			
62			
Resorption			
63			
Dentin			
64			
Parodont			
65			
Dentin			

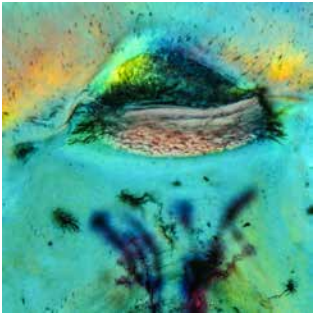
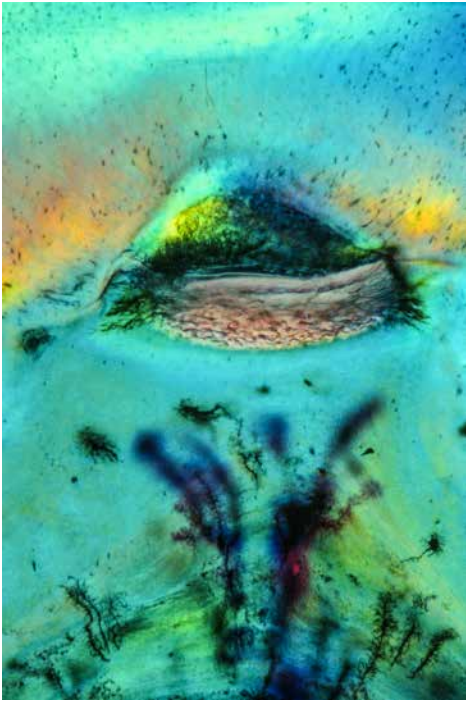
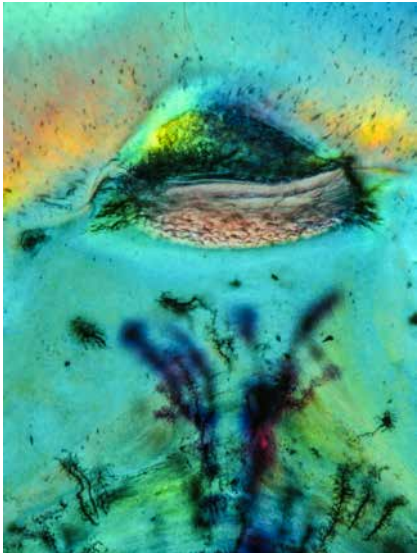








Nr.	Grösse A (quadratisch)	Grössen B, C und D (3:2)	Grössen E und F (4:3)
66			
Zahn mit Fissurenkaries			
67			
Schmelz und Dentin			
68			
Fissurenkaries			
69			
Parodont			
70			
Schmelzperle			




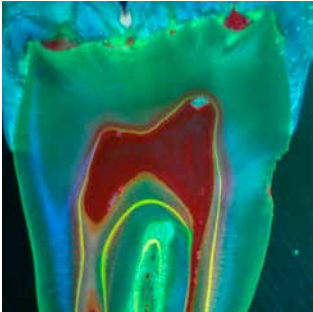
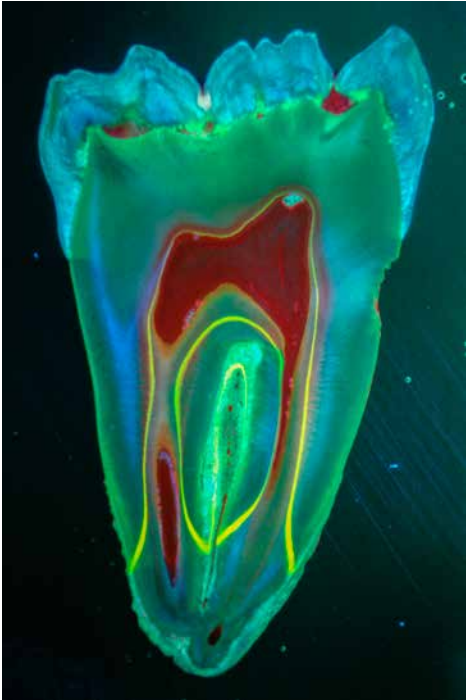
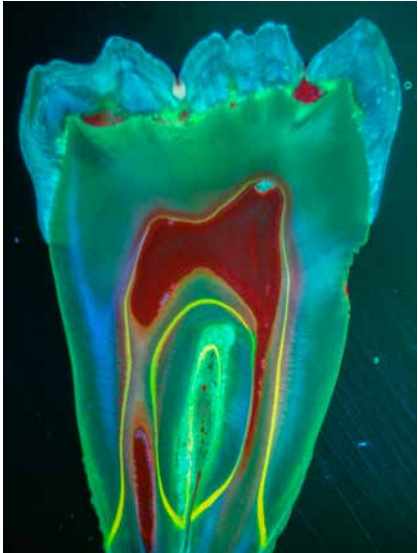
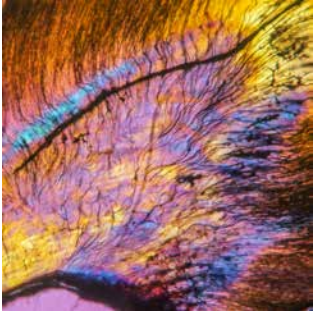
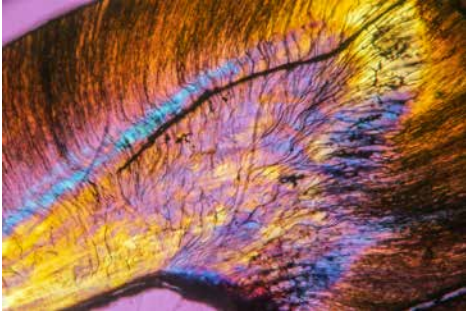
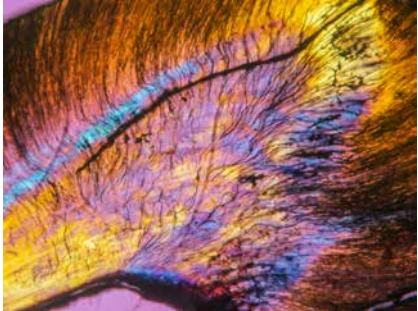


Nr.	Grösse A (quadratisch)	Grössen B, C und D (3:2)	Grössen E und F (4:3)
71			
Interglobulardentin			
72			
Schmelzperle			
73			
Schmelz-Dentingrenze			
74			
Schmelz und Dentin: Schmelzbüschel und Schmelzspindeln			



Nr.	Grösse A (quadratisch)	Grössen B, C und D (3:2)	Grössen E und F (4:3)
75			
76			
77			
	Schmelzperle		
	Versiegelung		
	Schmelz- und Dentinkaries		



Nr.	Grösse A (quadratisch)	Grössen B, C und D (3:2)	Grössen E und F (4:3)
78			
	Schmelzkaries		
79			
	Wachstumslinien		
80			
	Reparaturdentin		